

seedling

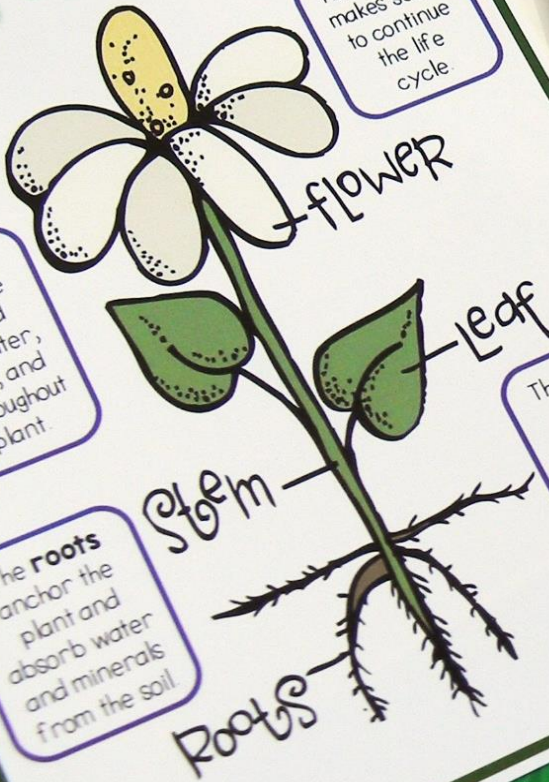


Parts of A Plant

The **flower** makes seeds to continue the life cycle.


The **stem** supports the leaves and carries water, minerals, and food throughout the plant.

The **roots** anchor the plant and absorb water and minerals from the soil.



The **leaves** absorb sunlight and carbon dioxide to make food for the plant.

Photosynthesis



Energy

Carbon Dioxide

Oxygen is released

Chlorophyll

Glucose is formed

Water is absorbed

© 2012 L

life cycle of PLANTS poster pack

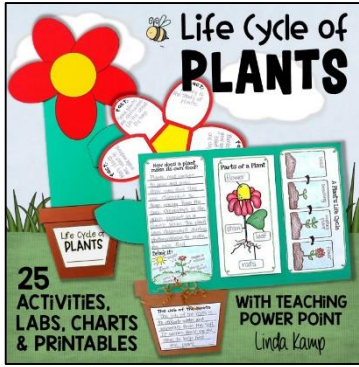




Hello there!

AROUND *the* KAMPFIRE

These plant life cycle posters are part of a complete **PLANT SCIENCE UNIT** that you might like!




LIFE CYCLE OF PLANTS
for Grades 1-3
CCSS & NGSS aligned



Unit includes:

- 9-Lesson Teaching PowerPoint
- Detailed 2-week plans
- 5 hands-on experiments
- Assessments
- Writing activities added to the flower booklet



seed



seedling



mature plant




flower





fruit

Parts of A Plant




The **flower** makes seeds to continue the life cycle.

The **stem** supports the leaves and carries water, minerals, and food throughout the plant.


The **roots** anchor the plant and absorb water and minerals from the soil.

The **leaves** absorb sunlight and carbon dioxide to make food for the plant.


Photosynthesis




Energy




Carbon
Dioxide



Oxygen
is released




Chlorophyll



Water is
absorbed

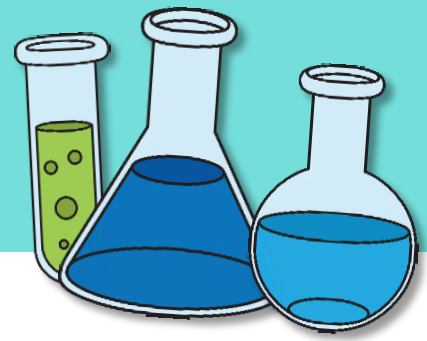


Glucose
is formed





Let me help you teach **SCIENCE!**



Click on the pics & get started!

LIFE CYCLE OF PLANTS
hands-on science activities

AROUND THE KAMPFIRE

Check out these posts for high engagement science activities!

EXPLODING SEED PODS
seed dispersal experiment

AROUND THE KAMPFIRE

Make an observation.
Form a hypothesis.

4 things to teach in SCIENCE
at the start of the year

AROUND THE KAMPFIRE

CHLOROPHYLL PAINTINGS
science based art project

AROUND THE KAMPFIRE

3 Easy to do **SEED** science experiments

AROUND THE KAMPFIRE

Milk & COOKIES
and the Scientific Method

AROUND THE KAMPFIRE

Activities & free printables

BUTTERFLY LIFE CYCLE


AROUND THE KAMPFIRE



Hello again!

AROUND
The
KAMPFIRE

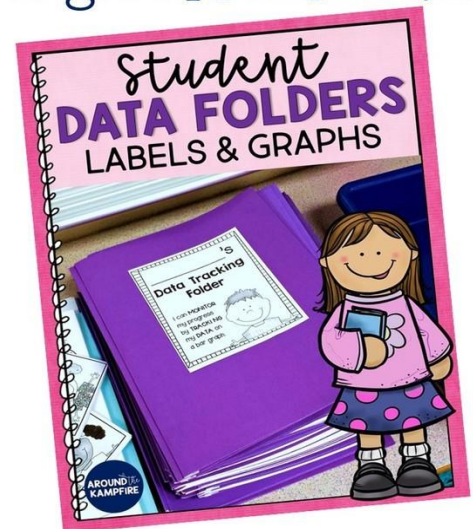
Click to find me here!



Join thousands of teachers and get weekly tips, resources, and freebies sent straight to your inbox!

[CLICK HERE](#)

SIGN UP NOW
to get this FREE kit!



click here to shop my
TEACHING RESOURCES

I hope you enjoy this resource and it makes your planning a little easier! Please feel free to email me at kamp.linda@gmail.com with any questions.

Happy teaching!

♥ Linda

Terms of Use

- Changing any part of this resource in any way for anyone other than yourself or your classroom is prohibited.
- Copying anything from this file, in whole or in part, in the creation of another product, either free or priced, is prohibited.
- Placing any part of this file on the Internet in any form, including a personal classroom website is prohibited.
- Posting, sharing, uploading, or saving this product to any shared server, district drop box, shared drive, private Facebook group, or any digital site is prohibited.

I thank you in advance for honoring my work and terms of use.



[Whimsy Workshop](#)

[KG Fonts](#)

[Zip-A-Dee](#)

[Hello Fonts](#)

[Educlips](#)